

Level- and temperature switch Nivotemp NT 61, NT 61D, NT 61-HT

In hydraulics and lubrication technology the fill level of oil tanks needs to be monitored continuously. Here, modern factory automation requires compatible signals. Despite central system control, visualising the current level on the actual tanks is often desired. To minimise production costs and the space required on containers, it makes sense to use one monitor for both e.g. the fill level and oil temperature. The Nivotemp series meets virtually all requirements arising in this area of application.

NT 61

Connecting flange as per DIN 24557 Part 2

Various plug options

Up to 4 switching outputs for liquid level or 2 switching outputs for liquid level plus Pt100 or analog output for temperature

Proven and tested highly dynamic float system

Immersion tube length up to 1.5 m (longer upon request)

suitable for up to 230 V AC/DC (varies by version)

NT 61-HT (used for HFC+HFA oils) for temperatures up to 150 °C

NT 61D

LED display swivels 270°

Up to 4 programmable temperature switching outputs

Alternatively, continuous temperature signal plus one freely programmable switching output)

Characteristics of switching outputs configurable as frequency output (1-100 Hz)

Standard menu structure based on VDMA standard sheet 24574 ff.

Min/max memory, logbook function



Technical Data NT 61

Basic Unit

Version	MS	VA
Operating pressure	max. 1 bar	max. 1 bar
Operating temperature	-20 °C to +80 °C	-20 °C to +80 °C
Float	SK 610	SK 221
Min. fluid density	0.80 kg/dm ³	0.85 kg/dm ³
Lengths (all versions)	280, 370, 500 mm (Standard), variable to max. 1500 mm in 10 mm increments	

Material/Version	MS	VA
Float	rigid PU	1.4571
Immersion tube	Brass	1.4571
Flange (DIN 24557)	PA	PA
Weight at L=280 mm	approx. 200 g	approx. 300 g
Each 100 mm add	approx. 30 g	approx. 50 g

Includes:

Mounting screws (quantity 6) and rubberised cork seal.

Options

Stilling tube (SSR)	Brass	VA
Level switching output	K10	W11
Function	NO/NC*	Change-over contact
Voltage max.	230 V AC/DC	48 V AC/DC
Switching current max.	0.5 A	0.5 A
Contact load max.	10 VA	20 VA
Min. contact spacing	40 mm	40 mm

Contact position in 10 mm increments

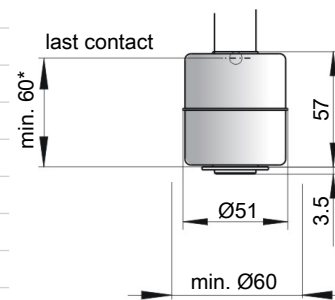
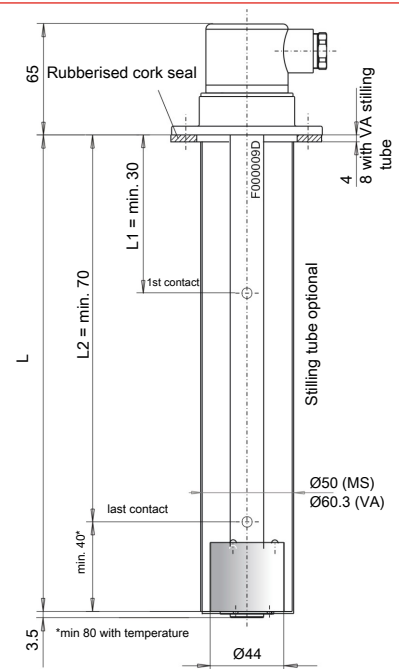
*NO = falling NC contact / NC = falling NO contact

Temperature contact	TK	TM
Number of temp. contacts	1	2
Voltage max.	230 V AC/DC	230 V AC/DC
Switching current max.	2.5 A	2 A
Contact load max.	100 VA	100 VA
Function	NC*	NC*
Switching point °C	50/60/70/80	50/60/70/80
Switching point tolerance	± 3 K	± 5 K
Hysteresis max.	10 K ± 3 K	18 K ± 5 K
Function	NO*	NO*
Switching point °C	50/60/70/80	50/60/70/80
Switching point tolerance	± 3 K	± 5 K
Hysteresis max.	10 K ± 3 K	26/35/40/45 K ± 5 K

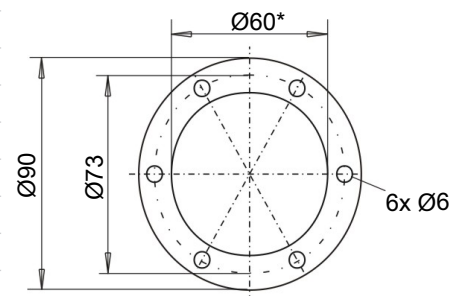
*NO= NO contact / NC = NC contact Other temperatures and versions with 2 x TK contact available upon request

Temperature signal

Temperature sensor	Pt 100 Class B, DIN EN 60 751 Tolerance ±0.8 °C
Temperature transmitter	KT
Temperature sensor	Pt100 Class B, DIN EN 60 751
Measuring range	0 °C to +100 °C
Operating voltage (U _B)	10 - 30 V DC
Output	4 - 20 mA
Burden Ω max.	= (U _B - 7.5 V) / 0.02 A
Accuracy	± 1 % from end value
Other measuring ranges available upon request	



* min. 80 with temperature



*min. Ø61 for VA version with stilling tube

Ordering instructions NT 61

Model key

	NT 61-□□-□□-nn-nn-□□-□□-□□-□□				
Model designation		Options			
Version		SSR	Stilling tube		
MS Brass					
VA float and immersion tube		2nd temperature contacts (TM... only)			
Plug connector		NC contact NO contact			
M3		TM... TM50NC TM50NO = 50 °C			
S6		TM60NC TM60NO = 60 °C			
M12		TM70NC TM70NO = 70 °C			
2M12		TM80NC TM80NO = 80 °C			
C6F					
Length in mm (max. 1500)		1st temperature signal			
280 Standard lengths		NC contact NO contact			
370		TK... TK50NC TK50NO = 50 °C			
500		TK60NC TK60NO = 60 °C			
nn variable, please specify value		TK70NC TK70NO = 70 °C			
Level measurement		TK80NC TK80NO = 80 °C			
1-4 Number of contacts		TM... ³⁾ TM50NC TM50NO = 50 °C			
Level contact		TM60NC TM60NO = 60 °C			
K Model K10 (NC/NO)		TM70NC TM70NO = 70 °C			
W Model W11 (change-over contact)		TM80NC TM80NO = 80 °C			
		Pt100 Temperature sensor ¹⁾			
		KT Temperature transmitter ¹⁾²⁾			

¹⁾ Cannot be combined with temperature contact

²⁾ With KT only 10 - 30 V DC

³⁾ For version with 2 temperature contacts

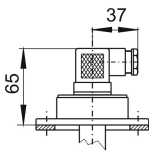
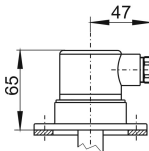
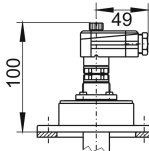
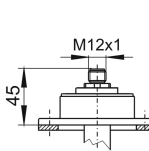
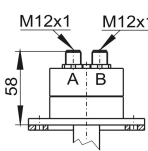
Ordering example

You require: Level switch MS version, plug connector S6, length L= 550 mm, 2 level contacts (NO/NC) and temperature contact 80 °C as NC contact, 1st contact 100 mm NC, 2nd contact 470 mm NO

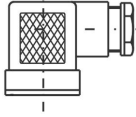
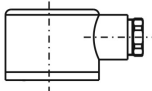
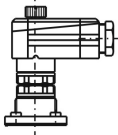

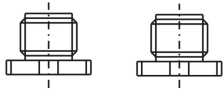
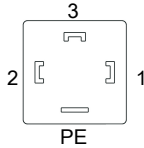
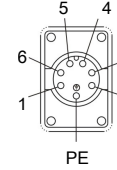
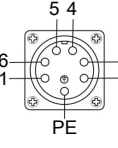
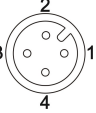
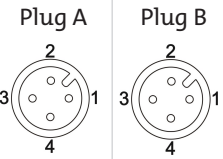
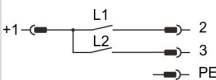
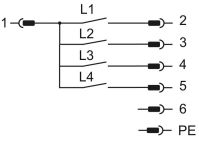
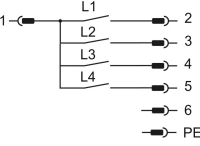
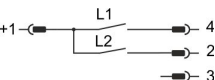
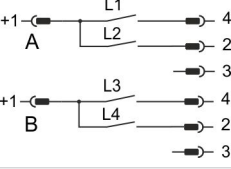
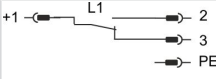
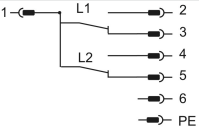
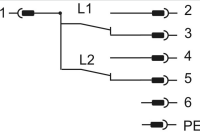
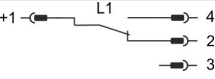
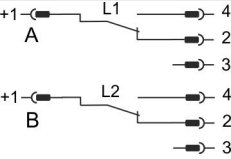
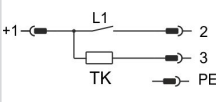
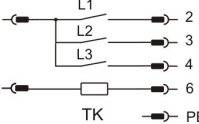
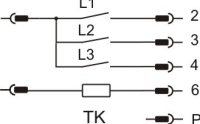
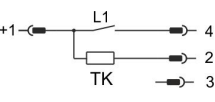
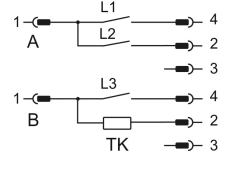
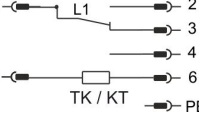
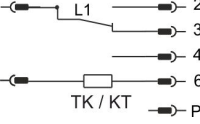
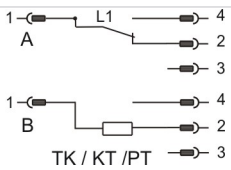
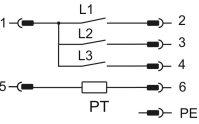
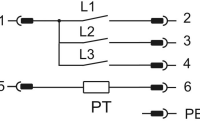
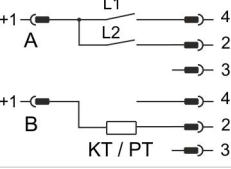
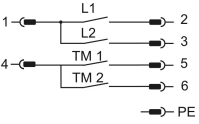
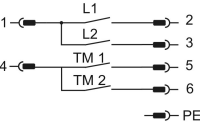
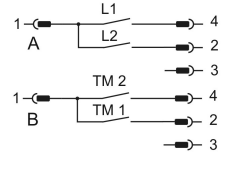
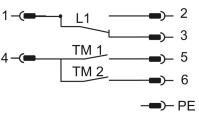
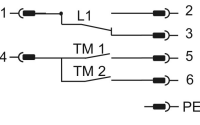
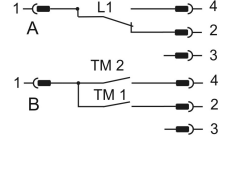
Order NT 61-MS-S6-550-2-K-T80NC, L1=100 NC L2=470 NO

Standard pin assignment NT 61

Plug connection

	M3	S6	C6F	M12	2xM12
Dimensions					
Number of pins	3-pin + PE	6-pin + PE	6-pin + PE	4-pin	4-pin / 4-pin
DIN EN	175301-803	175201-804	175301-804	61076-2-101	61076-2-101
Max. voltage	230 VAC / DC*	230 VAC / DC*	230 VAC / DC*	30 VDC	30 VDC
IP rating	IP65	IP65	IP65	IP67**	IP67**
Cable fitting	PG 11	M20 x 1.5	PG 11		
Max. Number of contacts					
Level/temp. contacts	1 x K10 / 1 x TK - / - - / -	3 x K10 / 1 x TK 2 x K10 / 2 x TM 1 x W11 / 1 x TK 1 x W11 / 2 x TM	3 x K10 / 1 x TK 2 x K10 / 2 x TM 1 x W11 / 1 x TK 1 x W11 / 2 x TM	1 x K10 / 1 x TK - / - - / -	3 x K10 / 1 x TK 2 x K10 / 2 x TM 1 x W11 / 1 x TK 1 x W11 / 2 x TM
Level contacts only	2 x K10 1 x W11	4 x K10 2 x W11	4 x K10 2 x W11	2 x K10 1 x W11	4 x K10 2 x W11

*Max. 48 VAC/ VDC for change-over contact. **with IP67 cable box attached. Other plug connections available upon request

	M3	S6	C6F	M12 (base)	2 x M12 (base)
					
Connection schematic					
K10 Level contact(s)					
W11 Level contact(s)					
K10 Level- and temperature contact					
W11 Level- and temperature contact(s)					
K10 / Pt100 Level- and temperature contact(s)					
K10 Level and 2 x temperature contact(s)					
W11 Level and 2 x temperature contact(s)					

The standard assignment specified here refers to the max. number of contacts possible and contact function NO (contact type K10).

Technical Data NT 61D

Basic Unit

Version	MS	VA
Operating pressure	max. 1 bar	max. 1 bar
Operating temperature	-20 °C to +80 °C	-20 °C to +80 °C
Float	SK 610	SK 221
Min. fluid density	0.80 kg/dm ³	0.85 kg/dm ³
Lengths (all versions)	280, 370, 500 mm (Standard), variable to max. 1500 mm in 10 mm increments	

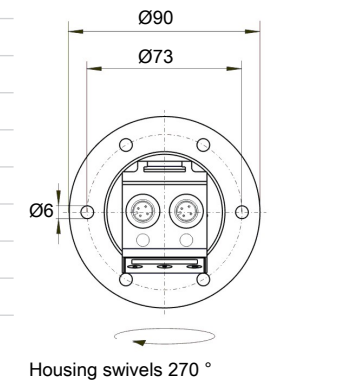
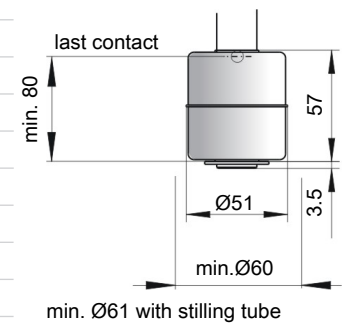
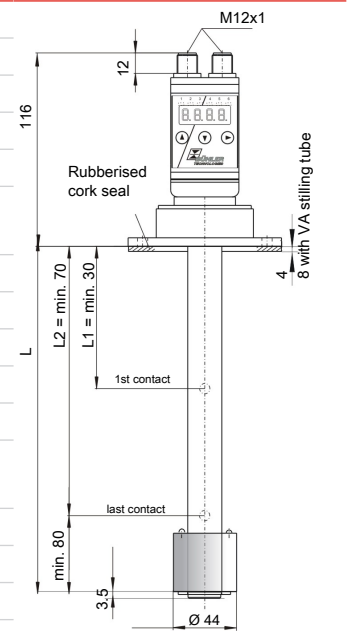
Material/Version	MS	VA
Display housing	PA	PA
Float	rigid PU	1.4571
Immersion tube	Brass	1.4571
Flange (DIN 24557)	PA	PA
Weight at L=280 mm	approx. 200 g	approx. 300 g
Each 100 mm add	approx. 30 g	approx. 50 g

Level switching output	K10
Max. number	2
Function	NO/NC*
Voltage max.	30 V DC
Switching current max.	0.5 A
Contact load max.	10 VA
Min. contact spacing	40 mm
Contact position in 10 mm increments	
*NO = falling NC contact / NC = falling NO contact	

Temperature display electronics	
Display	4 character 7 segment LED
Operation	Via 3 keys
Memory	Min. / Max. Data memory
Starting current input	approx. 100 mA for 100 ms
Current input during operation	approx. 50 mA (without current- and switching outputs)
Supply voltage (U _b)	10 – 30 V DC (nominal voltage 24 V DC)
Ambient temperature	-20 °C to +70 °C
Display units	Temperature °C / °F
Display range	-20 °C to +120 °C
Alarm setting range	0 °C to 100 °C
Display accuracy	± 1 % from end value
Temperature sensor	Pt 100 Class B, DIN EN 60 751 Tolerance ±0.8 °C

Includes

Mounting screws (quantity 6), rubberised cork seal



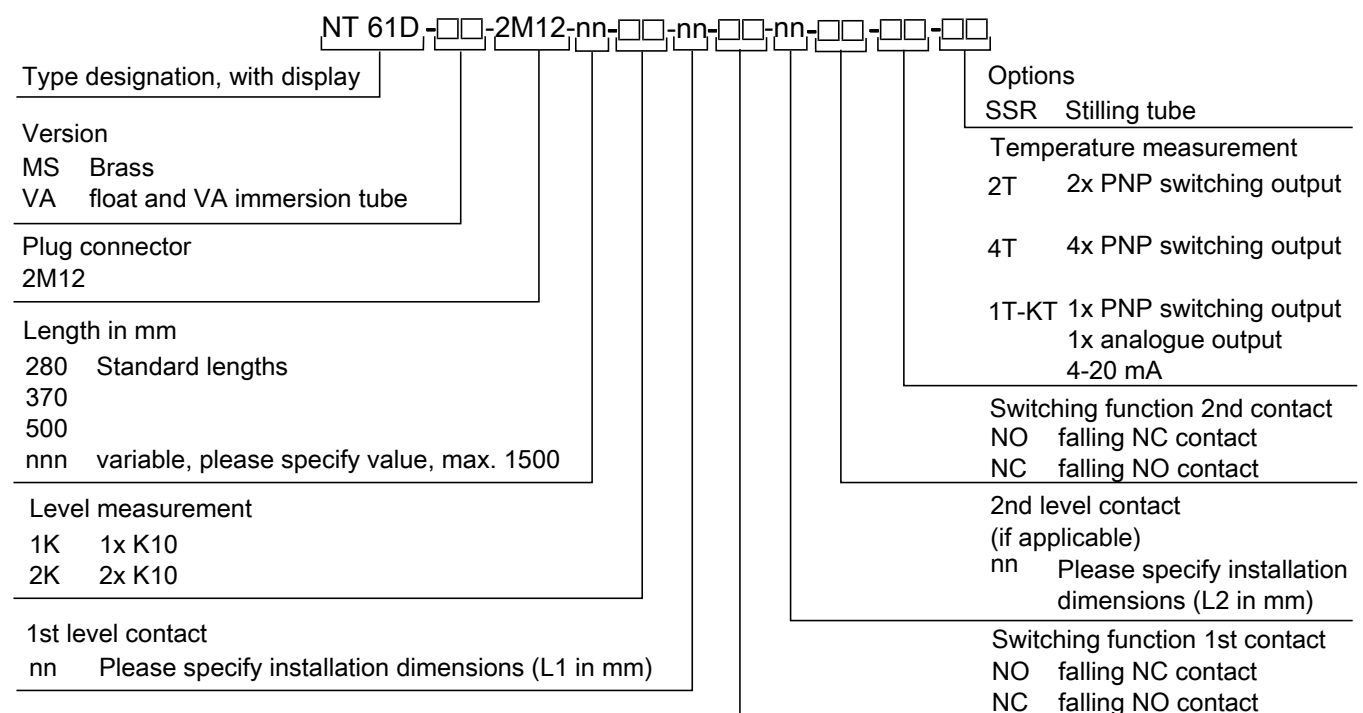
Alternative temperature outputs	-2T	-1T-KT	-4T
Plug (base)	2 x M12 – 4-pin	2 x M12 – 4-pin	1 x M12 – 4-pin 1 x M12 – 8-pin
Switching outputs	2 x freely programmable*	1 x freely programmable*	4 x freely programmable
Alarm memory		with 1 x assignable to alarm logbook	with 1 x assignable to alarm logbook
max. switching current**	0.5 A per output continuous short-circuit protected	0.5 A per output continuous short-circuit protected	0.5 A per output continuous short-circuit protected
Contact load	max. 1 A total	max. 1 A total	max. 1 A total
Analogue output		1 x 4 – 20 mA 2-10 V DC, 0-10 V DC, 0-5 V DC	
Max. burden Ω as current output		$= (U_B - 8 V) / 0.02 A$	
Min. input load as voltage output		10 k Ω	
Options: Stilling tube SSR (same material as immersion tube)			

*also programmable as frequency output

**Output 1 max. 0.2 A.

Ordering instructions NT 61D

Model key



Accessories

Item no. 4-pin	Item no. 8-pin	Description
9144050010	9144050048	Connecting cable M12x1, 1.5 m, angular coupling and straight plug
9144050046	9144050049	Connecting cable M12x1, 3.0 m, angular coupling and straight plug
9144050047	9144050033	Connecting cable M12x1, 5.0 m, angular coupling and strands

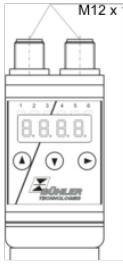
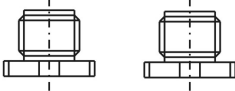
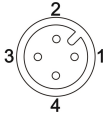
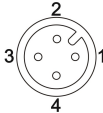
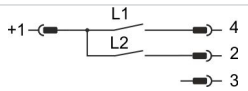
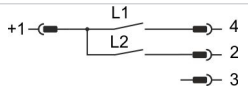
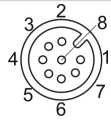
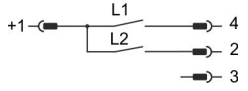
Ordering example

You require: Level switch VA version, length L= 550 mm, 2 level contacts: 1st contact 100 mm NC, 2nd contact 470 mm NO, 1 temperature output, 1 analog output, stilling tube

Order NT 61D-VA-2M12-550-2K-100- NC-470-NO-1T-KT-SSR

Standard pin assignment NT 61D

Plug connection

	2 x M12 (base)	
Dimensions		
Number of pins	4-pin / 4-pin	
DIN EN	61076-2-101	
Voltage max.	30 V DC	
		
Connection schematic	<p>Plug A (level)</p> 	<p>Plug B (temperature)</p> 
2T		Pin
2 x temperature output		<p>1 +24 V DC 2 S2 (PNP) 3 GND 4 S1 (PNP)</p>
1T-KT		Pin
1 x Temperature output 1 x Analogue output		<p>1 +24 V DC 2 Analogue 3 GND 4 S1 (PNP)</p>
Connection schematic		
4T		Pin
4 x Temperature output		<p>1 +24 V DC 2 S2 (PNP) 3 GND 4 S1 (PNP) 5 S3 (PNP) 6 S4 (PNP)</p>

Technical Data NT 61-HT

Basic Unit

Operating pressure	max. 1 bar
Operating temperature	-20 °C to +80 °C
Float	SK 221
Min. fluid density	0.85 kg/dm ³
Lengths (all versions)	280, 370, 500 mm (Standard), variable to max. 1500 mm in 10 mm increments

Material/Version

Float	1.4571
Immersion tube	1.4571
Flange (DIN 24557)	1.4571
Weight at L=280 mm	approx. 950 g
Each 100 mm add	approx. 50 g

Includes:

Mounting screws (quantity 6) and rubberised cork seal.

Options

Stilling tube (SSR)	Same material as immersion tube
---------------------	---------------------------------

Level switching contact

	K10	W11	K10HT**	W11HT**
Function	NO/NC*	Change-over contact	NO/NC*	Change-over contact
Voltage max.	230 V AC/DC	48 V AC/DC	230 V AC/DC	48 V AC/DC
Switching current max.	0.5 A	0.5 A	0.5 A	0.5 A
Contact load max.	10 VA	20 VA	10 VA	20 VA
Min. contact spacing	40 mm	40 mm	40 mm	40 mm
Operating temperature	105 °C	105 °C	150 °C	150 °C
Contact position in 10 mm increments				

*NO= falling NC contact / NC = falling NO contact **HT= not adjustable

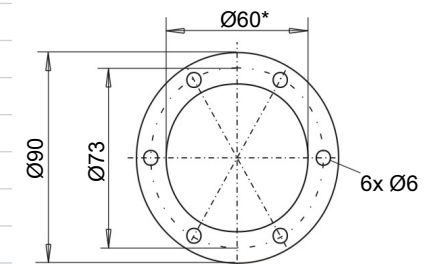
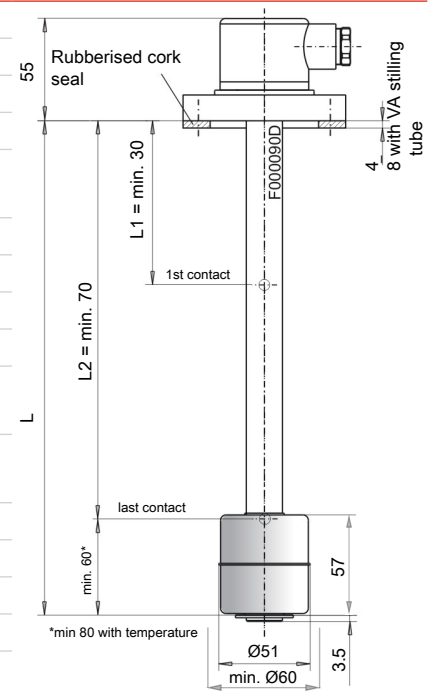
Optional temperature switching outputs

Temperature contact	TK	TM
Number of temp. contacts	1	2
Voltage max.	230 V AC/DC	230 V AC/DC
Switching current max.	2.5 A	2 A
Contact load max.	100 VA	100 VA
Function	NC*	NC*
Switching point °C	50/60/70/80	50/60/70/80
Switching point tolerance	± 3 K	± 5 K
Hysteresis max.	10 K ± 3 K	18 K ± 5 K
Function	NO*	NO*
Switching point °C	50/60/70/80	50/60/70/80
Switching point tolerance	± 3 K	± 5 K
Hysteresis max.	10 K ± 3 K	26/35/40/45 K ± 5 K

*NO = NO contact / NC = NC contact Data for rising temperature. Other temperatures and version with 2 x TK contact available upon request.

Optional temperature signal

Temperature sensor	Pt 100 Class B, DIN EN 60 751 Tolerance ±0.8 °C
Temperature transmitter	KT
Temperature sensor	Pt100 Class B, DIN EN 60 751
Measuring range	0 °C to +100 °C
Operating voltage (U _B)	10 - 30 V DC
Output	4 - 20 mA
Burden Ω max.	= (U _B - 7.5 V) / 0.02 A
Accuracy	± 1 % from end value
Other measuring ranges available upon request	



*min. Ø61 for VA version with stilling tube

Ordering instructions NT 61-HT

Model key

Model designation		Options	
Version	HT Stainless steel	SSR	Stilling tube
Plug connector	M3 S6 M12 2M12 C6F	2nd temperature contacts (TM... only) <i>NC contact NO contact</i>	
Length in mm (max. 1500)	280 Standard lengths 370 500 nnn variable, please specify value	TM...	TM50NC TM50NO = 50 °C TM60NC TM60NO = 60 °C TM70NC TM70NO = 70 °C TM80NC TM80NO = 80 °C
Level measurement	1-4 Number of contacts ¹⁾	1st temperature signal <i>NC contact NO contact</i>	
Level contact	K Model K10 (NC/NO) K-HT Model K10HT ²⁾ (NC/NO) W Model W11 (change-over contact) W-HT Model W11HT ²⁾ (change-over contact)	TK...	TK50NC TK50NO = 50 °C TK60NC TK60NO = 60 °C TK70NC TK70NO = 70 °C TK80NC TK80NO = 80 °C
		TM ⁵⁾	TM50NC TM50NO = 50 °C TM60NC TM60NO = 60 °C TM70NC TM70NO = 70 °C TM80NC TM80NO = 80 °C
		Pt100	Temperature sensor ³⁾
		KT	Temperature transmitter ^{3) 4)}

- 1) Please specify position and switching function per model key
Example: L1 = nnn mm NC
- 2) Not adjustable
- 3) Cannot be combined with temperature contact
- 4) With KT only 10 - 30 V DC
- 5) For version with two temperature contacts

Accessories

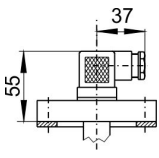
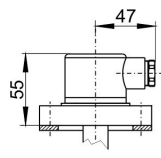
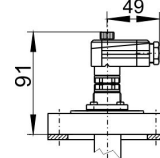
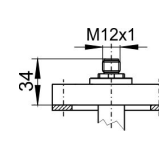
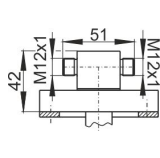
Item no.	Description
9144050010	Connecting cable M12x1, 4-pin, 1.5 m, angular coupling and straight plug
9144050046	Connecting cable M12x1, 4-pin, 3.0 m, angular coupling and straight plug
9144050047	Connecting cable M12x1, 4-pin, 5.0 m, angular coupling and strands

Ordering example

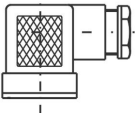
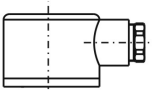
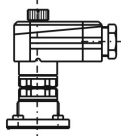
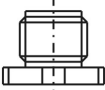
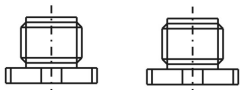
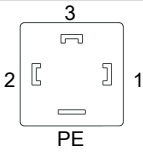
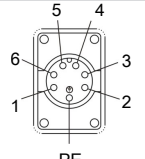
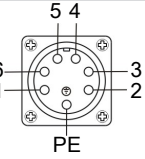
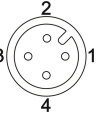
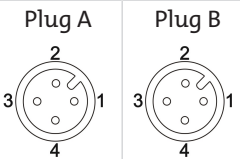
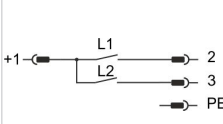
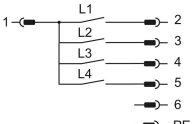
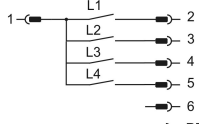
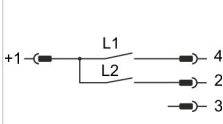
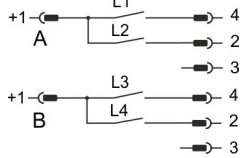
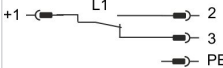
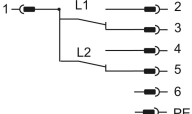
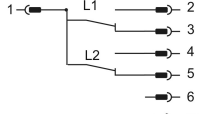
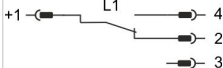
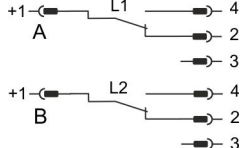
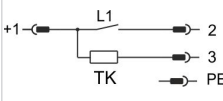
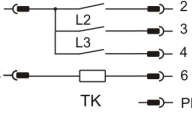
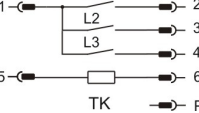
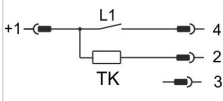
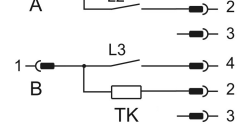
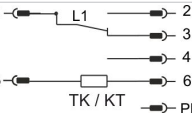
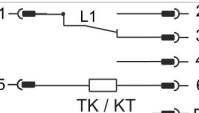
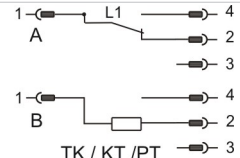
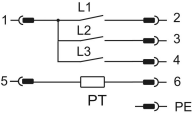
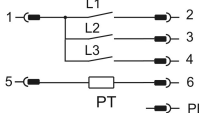
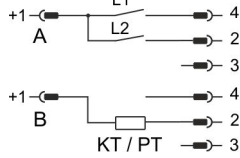
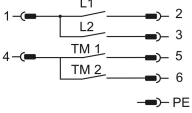
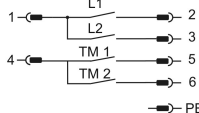
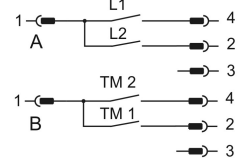
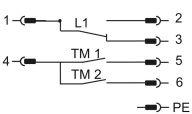
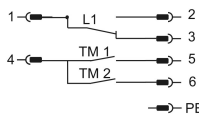
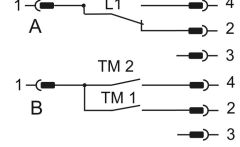
You require:	Level switch MS version, plug connector S6, length L= 550 mm, 2 level contacts (NO/NC) and temperature contact 80 °C as NC contact, 1st contact 100 mm NC, 2nd contact 470 mm NO
Order	NT 61HT-M3-550-2-K-HAT-PT100-SSR, L1=100 NC L2=470 NO

Standard pin assignment NT 61-HT

Plug connection

	M3	S6	C6F	M12	2xM12
Dimensions					
Number of pins	3-pin + PE	6-pin + PE	6-pin + PE	4-pin	4-pin / 4-pin
DIN EN	175301-803	175201-804	175301-804	61076-2-101	61076-2-101
Max. voltage	230 V AC / DC*	230 V AC / DC*	230 V AC / DC*	30 V DC	30 V DC
Degree of protection	IP65	IP65	IP65	IP67**	IP67**
Cable fitting	PG 11	M20 x 1.5	PG 11		
Max. Number of contacts					
Level/temp. contacts	1 x K10 / 1 x TK - / - - / -	3 x K10 / 1 x TK 2 x K10 / 2 x TM 1 x W11 / 1 x TK 1 x W11 / 2 x TM	3 x K10 / 1 x TK 2 x K10 / 2 x TM 1 x W11 / 1 x TK 1 x W11 / 2 x TM	1 x K10 / 1 x TK - / - - / -	3 x K10 / 1 x TK 2 x K10 / 2 x TM 1 x W11 / 1 x TK 1 x W11 / 2 x TM
Level contacts only	2 x K10 1 x W11	4 x K10 2 x W11	4 x K10 2 x W11	2 x K10 1 x W11	4 x K10 2 x W11

*max. 48 V AC/V DC for change-over contact. **with IP67 cable box attached. Other plug connections available upon request.

	M3	S6	C6F	M12 (base)	2 x M12 (base)
					
Connection schematic					
K10 Level contact(s)					
W11 Level contact(s)					
K10 Level- and temper- ature contact					
W11 Level- and temper- ature contact(s)					
K10 / Pt100 Level- and temper- ature contact(s)					
K10 Level and 2 x tem- perature contact(s)					
W11 Level and 2 x tem- perature contact(s)					

The standard assignment specified here refers to the max. number of contacts possible and contact function NO (contact type K10).