

NEW!

EAC



Kz - Kazakhstan

INPUT: 600A...
4000A

5A

OUTPUT:

1A

DATI TECNICI - Technical data

custodia in materiale termoplastico autoestinguente	self extinguishing thermoplastic material	UL94-V0
frequenza funzionamento	operating frequency	50÷60 Hz
tensione di riferimento per l'isolamento	insulation reference voltage	0,72 kV
tensione di prova	test voltage	3 kV x 1'50 Hz
isolamento	insulation	classe E
grado di protezione	protection degree	IP 00
grado di protezione con coprimorsetti	protection degree with terminal covers	IP 20
sovrapotenza permanente	continuous overcurrent	100% In
corrente termica di breve durata nominale (I th)	rated short-time thermal current (I th)	60 In
corrente dinamica nominale (I dyn)	rated dynamic current (I dyn)	2,5 x I th
max. potenza dissipata (portata max.)	max. power dissipation (max range value)	≤ 30W
temperatura di funzionamento	operating temperature	-25 +50 °C
temperatura di magazzino	storage temperature	-40 +80 °C
costruzione a norme	manufactured according to	IEC/EN 61869-1 IEC/EN 61869-2

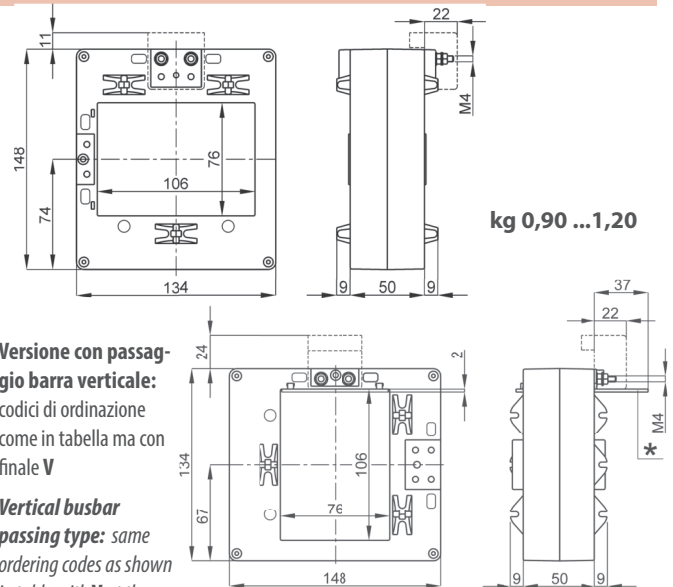
TIPO - Type

Rapporto Ratio	Codice - Code					
	VA	Cl. 0,2	VA	Cl. 0,5S	VA	Cl. 0,2S
600/5A			1.5	TAT106600Y05		
800/5A			3	TAT106800Y05		
1000/5A	5	TAT1061K0J05	5	TAT1061K0Y05		
1200/5A	5	TAT1061K2J05	5	TAT1061K2Y05		
1500/5A	10	TAT1061K5J05	10	TAT1061K5Y05		
2000/5A	10	TAT1062K0J05	10	TAT1062K0Y05	4	TAT1062K0S05
2500/5A	12	TAT1062K5J05	12	TAT1062K5Y05	10	TAT1062K5S05
3000/5A	15	TAT1063K0J05	15	TAT1063K0Y05	15	TAT1063K0S05
4000/5A	20	TAT1064K0J05	20	TAT1064K0Y05	20	TAT1064K0S05

Sono disponibili i trasformatori con secondario 1A e pari prestazioni, i codici di ordinazione sono come in tabella ma con ultima cifra 1
 CTs at 1A secondary current are also available. The burdens are the same as 5A CTs. The ordering codes are the same as those in the above table but the last figure shall be 1 instead of 5.

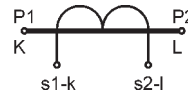
Esempio / Example
 TA.....05 (secondario/secondary 5A) TA.....01 (secondario/secondary 1A)

DIMENSIONI - Dimensions




Versione con passaggio barra verticale:
 codici di ordinazione come in tabella ma con finale V

Vertical busbar passing type: same ordering codes as shown in table with V at the end



Segnatura morsetti primario e secondario
 Primary and secondary connections marking



Fino a 4 barre da 100 x 10mm anche isolate
 Up to 4 insulated busbars 100 x 10mm


NOTE - Note

ACCESSORI IN DOTAZIONE

- viti per fissaggio TA alla barra
- parete isolante * (solo per versione verticale)
- cappuccio di protezione per vite fissaggio

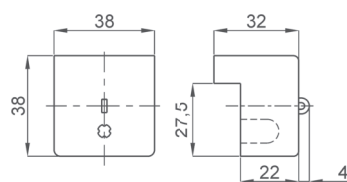
SUPPLIED ACCESSORIES

- CT fixing set for busbar mounting
- Insulating sector * (only for vertical version)
- protective caps for CT fixing

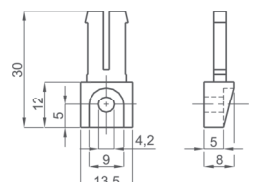


* Parete isolante cod. 9SBMPRT
 * Insulating sector cod. 9SBMPRT

OPZIONI - OPTIONS



Coprimorsetti / Terminals cover cod. 9SBMCTA125
 Coprim. sigillabile / Sealable terminals cover cod. 9SBMCTA125S



Piedini di fissaggio cod. 9SAMPDC
 Fixing feet cod. 9SAMPDC