

NPA-CP

Pendant control station



Pendant station for **direct control** of industrial machines. Sturdy and handy, NPA-CP is specifically designed for heavy duty in industrial environments.

FEATURES

- The cable sleeve can be angled up to 20° to give the operator the best view of all control elements and to enable a natural, comfortable working position.
- Rubber pushbuttons with symbol disks to ensure protection against dust and prevent jamming when the control station is used in harsh environments.
- Two-colour moulded pushbutton disks to guarantee clear reading and wear resistance.
- The emergency stop mushroom pushbutton complies with standard ISO 13850.
- Mechanical life of switches: 1 million operations.
- IP protection degree: NPA-CP is classified IP65.
- Extreme temperature resistance: -25°C to +70°C.
- All materials and components used are wear resistant and guarantee protection of the unit against water and dust.

OPTIONS

- Available in configurations with 2 to 8 actuators.
- 1 or 2 speed two-pole switches or 1 speed three-pole switches, with or without brake contact, for direct control.
- Mechanical interlock to prevent simultaneous operation of opposite functions.

CERTIFICATIONS

- CE marking and EAC certification.

Fill in the "request form" for accurate product configuration.

CERTIFICATIONS

Conformity to Community Directives	2014/35/UE Low Voltage Directive
	2006/42/CE Machinery Directive
Conformity to CE Standards	EN 60204-1 Safety of machinery - Electrical equipment of machines
	EN 60947-1 Low-voltage switchgear and controlgear
	EN 60947-3 Low-voltage switchgear and controlgear - Switches, disconnectors, switch-disconnectors and fuse-combination units
	EN 60529 Degrees of protection provided by enclosures
Markings and homologations	ISO 13850 Safety of machinery - Emergency stop - Principles for design
	CE EAC

GENERAL TECHNICAL SPECIFICATIONS

Ambient temperature	Storage -40°C/+70°C
	Operational -25°C/+70°C
IP protection degree	IP 65
Insulation category	Class II
Cable entry	2÷6 buttons: rubber cable sleeve (Ø 10÷18 mm)
	8 buttons: rubber cable sleeve (Ø 17÷26 mm)
Operating positions	Any position

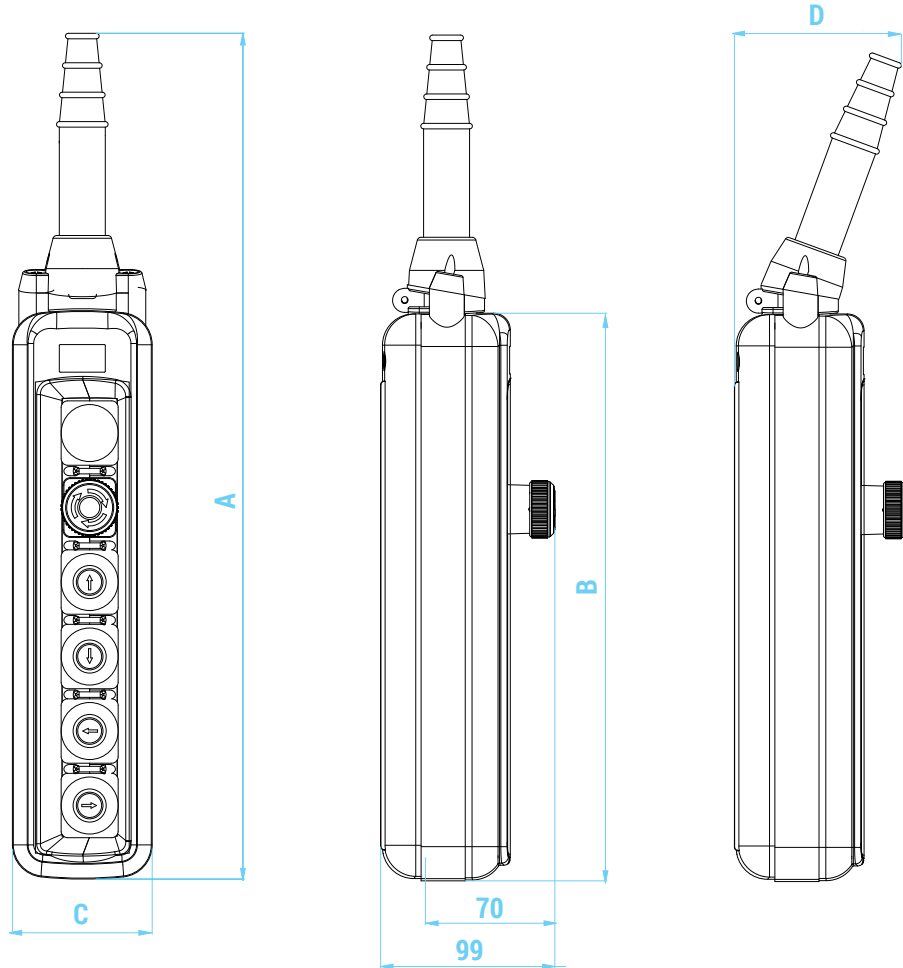
TECHNICAL SPECIFICATIONS OF THE SWITCHES

Code	PRSL0458PI	PRSL0459PI	PRSL0460PI
Utilisation category	AC 3 - AC 4	AC 3 - AC 4	AC 3 - AC 4
Rated operational current		10 A	
Rated operational voltage		400 Vac	
Rated operational power		3 kW	
Rated thermal current		20 A	
Rated insulation voltage		660 Vac	
Brake operating contact / auxiliary contact	-	100 Vac, 0.7 A, L/R=100 ms	-
Mechanical life	1x10 ⁶ operations		
Connections	Screw-type terminals with self-lifting pads		
Wires	1x2.5 mm ² , 2x1.5 mm ²		
Tightening torque	0.8 Nm		
Switch type	1 speed, two-pole double switch	1 speed, two-pole double switch, with brake contact / auxiliary contact	2 speeds, two-pole double switch
Scheme			
Markings and homologations	CE EAC		

Code	PRSL0461PI	PRSL0471PI
Utilisation category	AC 3 - AC 4	AC 3 - AC 4
Rated operational current	10 A	
Rated operational voltage	400 Vac	
Rated operational power	3 kW	
Rated thermal current	20 A	
Rated insulation voltage	660 Vac	
Brake operating contact / auxiliary contact	100 Vac, 0.7 A, L/R=100 ms	-
Mechanical life	1x10 ⁶ operations	
Connections	Screw-type terminals with self-lifting pads	
Wires	1x2.5 mm ² , 2x1.5 mm ²	
Tightening torque	0.8 Nm	
Switch type	2 speeds, two-pole double switch, with brake contact / auxiliary contact	1 speed, three-pole double switch
Scheme		
Markings and homologations	CE EAC	

Code	PRSL0472PI	PRSL0508PI
Utilisation category	AC 3 - AC 4	AC 23B
Rated operational current	10 A	
Rated operational voltage	400 Vac	
Rated operational power	3 kW	
Rated thermal current	20 A	
Rated insulation voltage	660 Vac	
Brake operating contact / auxiliary contact	100 Vac, 0.7 A, L/R=100 ms	-
Mechanical life	1x10 ⁶ operations	
Connections	Screw-type terminals with self-lifting pads	
Wires	1x2.5 mm ² , 2x1.5 mm ²	
Tightening torque	0.8 Nm	
Switch type	1 speed, three-pole double switch, with brake contact / auxiliary contact	1 speed, 3NC single switch
Scheme		
Markings and homologations	CE EAC	

OVERALL DIMENSIONS (mm)



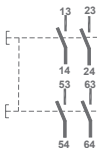




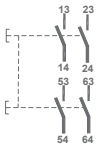
No. of actuators	Dimensions (mm)			
	A	B	C	D
2	292	140	76	87
3	333	181	76	87
4	372	222	76	87
6	459	307	76	87
8	605	393	83	116

STANDARD CONTROL STATIONS



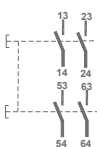

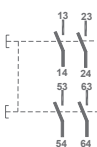

Standard control stations are equipped with cable sleeve, hook and mechanical interlock between opposite function pushbuttons.

3 actuators

PF30030001			PF30030003		
Switch scheme	Switches	Actuators	Switch scheme	Switches	Actuators
	PRSL0508PI 1 speed 3NC	Latched mushroom pushbutton		PRSL0508PI 1 speed 3NC	Latched mushroom pushbutton
	PRSL0471PI 1 speed three-pole	Pushbutton ↑ Pushbutton ↓		PRSL0460PI 2 speeds two-pole	Pushbutton ↑ Pushbutton ↓

PF30030004		
Switch scheme	Switches	Actuators
	PRSL0508PI 1 speed 3NC	Latched mushroom pushbutton
	PRSL0458PI 1 speed two-pole	Pushbutton ↑ Pushbutton ↓

6 actuators


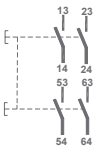


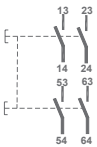


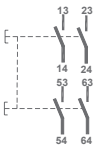


PF30060002			PF30060004		
Switch scheme	Switches	Actuators	Switch scheme	Switches	Actuators
	PRSL0508PI 1 speed 3NC	Latched mushroom pushbutton		PRSL0508PI 1 speed 3NC	Latched mushroom pushbutton
-	-	Blanking plug	-	-	Blanking plug
	PRSL0460PI 2 speeds two-pole	Pushbutton ↑ Pushbutton ↓		PRSL0471PI 1 speed three-pole	Pushbutton ↑ Pushbutton ↓
	PRSL0460PI 2 speeds two-pole	Pushbutton → Pushbutton ←		PRSL0471PI 1 speed three-pole	Pushbutton → Pushbutton ←

PF30060019		
Switch scheme	Switches	Actuators
	PRSL0508PI 1 speed 3NC	Latched mushroom pushbutton
-	-	Blanking plug
	PRSL0458PI 1 speed two-pole	Pushbutton ↑
		Pushbutton ↓
	PRSL0458PI 1 speed two-pole	Pushbutton →
		Pushbutton ←

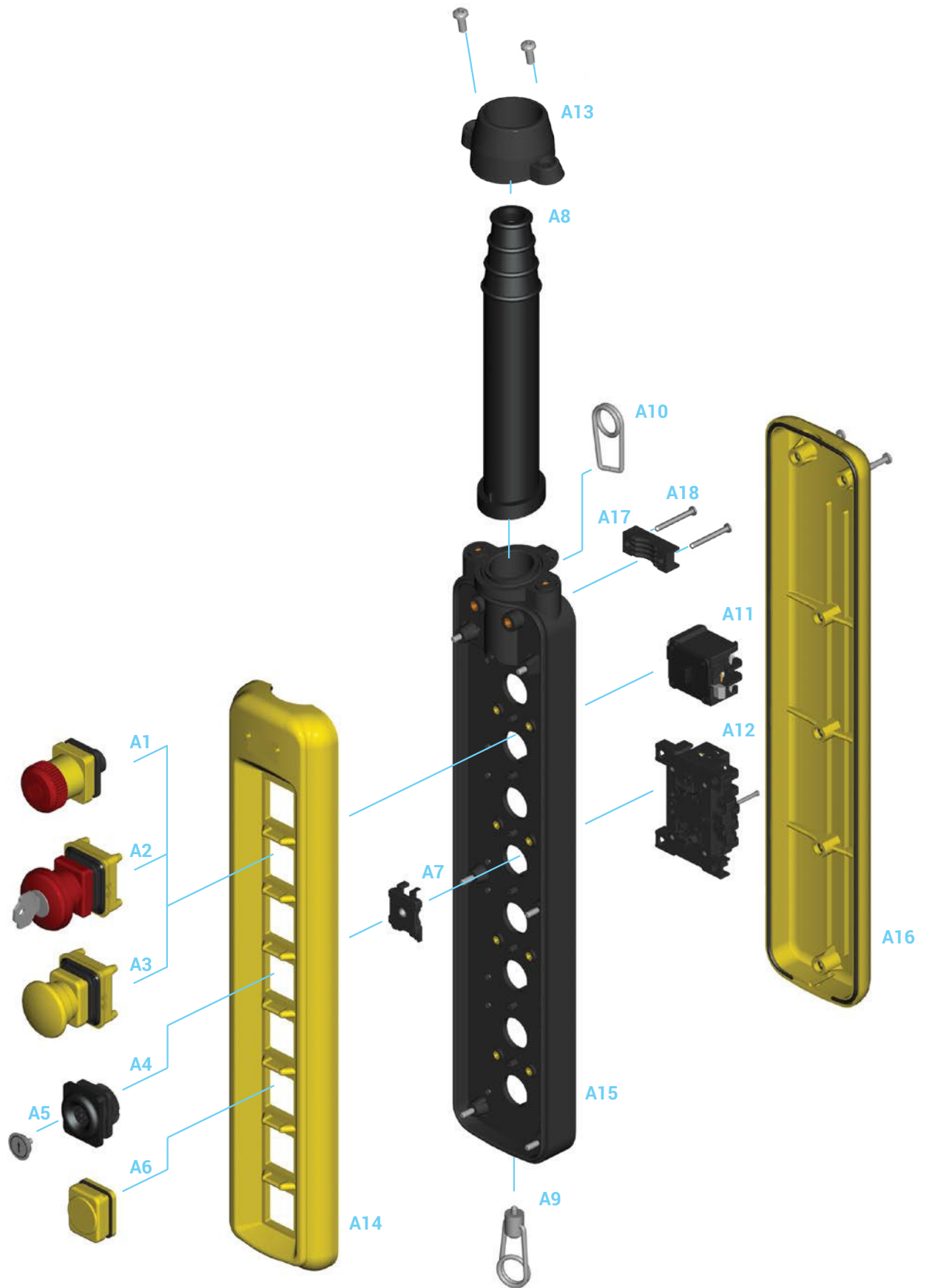
8 actuators

PF30080001		
Switch scheme	Switches	Actuators
	PRSL0508PI 1 speed 3NC	Latched mushroom pushbutton
-	-	Blanking plug
	PRSL0460PI 2 speeds two-pole	Pushbutton ↑
		Pushbutton ↓
	PRSL0460PI 2 speeds two-pole	Pushbutton →
		Pushbutton ←
	PRSL0460PI 2 speeds two-pole	Pushbutton ↗
		Pushbutton ↖

PF30080010		
Switch scheme	Switches	Actuators
	PRSL0508PI 1 speed 3NC	Latched mushroom pushbutton
-	-	Blanking plug
	PRSL0471PI 1 speed three-pole	Pushbutton ↑
		Pushbutton ↓
	PRSL0471PI 1 speed three-pole	Pushbutton →
		Pushbutton ←
	PRSL0471PI 1 speed three-pole	Pushbutton ↗
		Pushbutton ↖

PF30080022		
Switch scheme	Switches	Actuators
	PRSL0508PI 1 speed 3NC	Latched mushroom pushbutton
-	-	Blanking plug
	PRSL0458PI 1 speed two-pole	Pushbutton 
		Pushbutton 
	PRSL0458PI 1 speed two-pole	Pushbutton 
		Pushbutton 
	PRSL0458PI 1 speed two-pole	Pushbutton 
		Pushbutton 

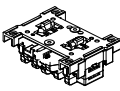
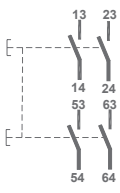
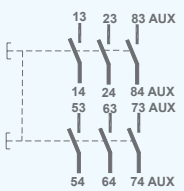
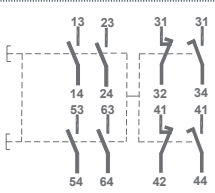
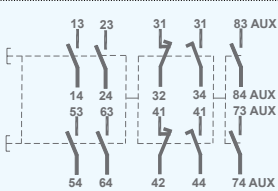
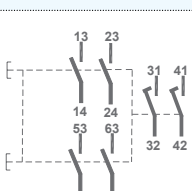
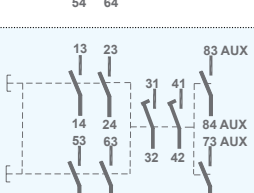

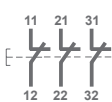
ASSEMBLY DRAWING



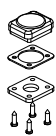

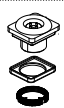
Refer to the following tables for descriptions of components: "Switches", "Actuators", "Mushroom pushbuttons" and "Accessories".

COMPONENTS

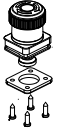
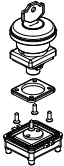

Switches

Ref.	Drawing	Description	Scheme	Code
A12		1 speed, two-pole double switch		PRSL0458PI
		1 speed, two-pole double switch with brake contact / auxiliary contact		PRSL0459PI
		2 speeds, two-pole double switch		PRSL0460PI
		2 speeds, two-pole double switch with brake contact / auxiliary contact		PRSL0461PI
		1 speed, three-pole double switch		PRSL0471PI
		1 speed, three-pole double switch with brake contact / auxiliary contact		PRSL0472PI
A11		1 speed, 3NC single switch, for mushroom pushbutton		PRSL0508PI


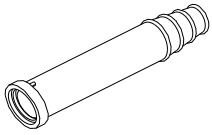



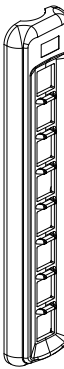
Actuators

Ref.	Drawing	Description	Code
A6		Blanking plug	PRSL0517PI
A5		Disk for dust-tight pushbutton	PRTA_----- See disk table
A4		Dust-tight pushbutton	PRSL0550PI

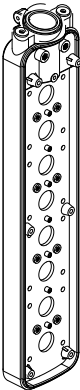
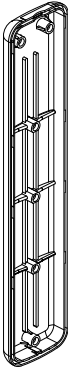


Mushroom pushbuttons

Ref.	Drawing	Description	Code
A1		Latched mushroom pushbutton for emergency stop	PRSL0600PI
A2		Key mushroom pushbutton (yellow)	PRSL0520PI
		Key mushroom pushbutton (red)	PRSL0520RO
A3		Impulse mushroom pushbutton	PRSL0512PI

Accessories











Ref.	Drawing	Description	Code
A7		Mechanical interlock	PRSL7817PI
A8		Cable sleeve - NPA-CP 2-6 buttons	PRG00100PE
		Cable sleeve - NPA-CP 8 buttons	PRG00105PE
A9		Wire fixing	PRT06626PE
A10		Hook	PRGA0001PE
A13		Cable sleeve holder - NPA-CP 2-6 buttons	PRSL9735PI
		Cable sleeve holder - NPA-CP 8 buttons	PRSL9740PI
A14		Upper cover with tightening rubber - NPA-CP 2 buttons	PRSL5810PI
		Upper cover with tightening rubber - NPA-CP 3 buttons	PRSL5838PI
		Upper cover with tightening rubber - NPA-CP 4 buttons	PRSL5815PI
		Upper cover with tightening rubber - NPA-CP 6 buttons	PRSL5820PI
		Upper cover with tightening rubber - NPA-CP 8 buttons	PRSL5825PI

Accessories









Ref.	Drawing	Description	Code
A15		Central section - NPA-CP 2 buttons	PRSL5813PI
		Central section - NPA-CP 3 buttons	PRSL5841PI
		Central section - NPA-CP 4 buttons	PRSL5818PI
		Central section - NPA-CP 6 buttons	PRSL5823PI
		Central section - NPA-CP 8 buttons	PRSL5828PI
A16		Lower enclosure, tightening rubber, screws - NPA-CP 2 buttons	PRSL5812PI
		Lower enclosure, tightening rubber, screws - NPA-CP 3 buttons	PRSL5840PI
		Lower enclosure, tightening rubber, screws - NPA-CP 4 buttons	PRSL5817PI
		Lower enclosure, tightening rubber, screws - NPA-CP 6 buttons	PRSL5822PI
		Lower enclosure, tightening rubber, screws - NPA-CP 8 buttons	PRSL5827PI
A17		Cable clamp	PRSL9210AU
A18		Screws for cable clamp	PRVI0089PE

Disks

RED

PRTA002XPI PRTA005XPI PRTA006XPI PRTA007XPI PRTA008XPI PRTA011XPI PRTA012XPI PRTA015XPI PRTA016XPI PRTA018XPI

PRTA019XPI PRTA022XPI PRTA023XPI PRTA026XPI PRTA027XPI PRTA097XPI PRTA098XPI PRTA099XPI

YELLOW WHITE BLACK

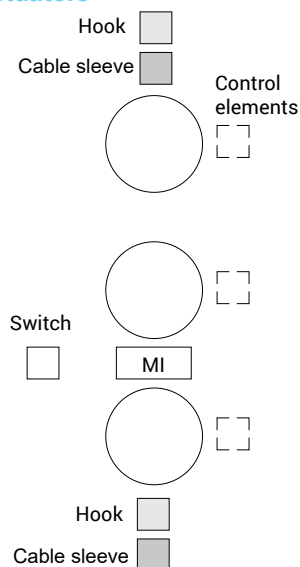
NPA-CP - REQUEST FORM FOR NON STANDARD CONTROL STATION

Instructions

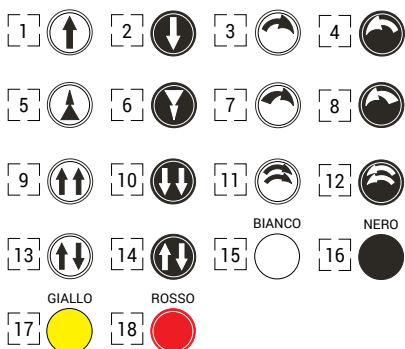
Fill in the chart to the left according to the number of control elements required.

- Control elements:** in the broken-line box enter the number corresponding to the control element required ([1] to [23]).
If you choose **disks with arrows** ([1] to [14]), enter the direction of the arrow into the corresponding circle.
- Switches:** in the unbroken boxes enter the letters corresponding to the switches required ([A] to [F]).
ATTENTION: mushroom pushbuttons are always fitted with PRSL0508PI switches (1 speed 3NC).
- Mechanical interlock:** tick the boxes where the mechanical interlock (MI) between two control elements is required. Eg.
- Cable sleeve and hook:** tick the appropriate boxes to show where the cable sleeve and the hook must be assembled (top or bottom).

3 actuators



1 Control elements



- [19] PRSL0517PI Blanking plug
- [20] PRSL0600PI Mushroom pushbutton for emergency stop
- [21] PRSL0512PI Impulse mushroom pushbutton
- [22] PRSL0520PI Key mushroom pushbutton (yellow)
- [23] PRSL0520RO Key mushroom pushbutton (red)

2 Switches

ATTENTION: mushroom pushbuttons are always fitted with PRSL0508PI switches (1 speed 3NC).

1 speed switches

- [A] PRSL0458PI Two-pole switch
- [B] PRSL0459PI Two-pole switch with brake contact / auxiliary contact
- [C] PRSL0471PI Three-pole switch
- [D] PRSL0472PI Three-pole switch with brake contact / auxiliary contact

2 speed switches

- [E] PRSL0460PI Two-pole switch
- [F] PRSL0461PI Two-pole switch with brake contact / auxiliary contact

2-4-6-8 actuators

